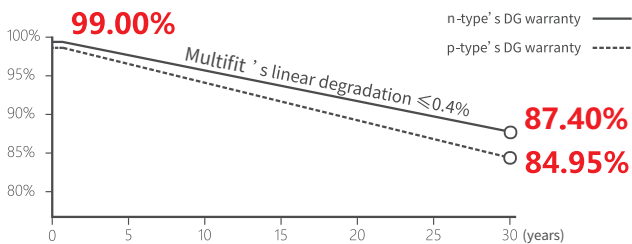


N-TYPE MONO-CRYSTALLINE MODULE

MUL-10M-650M-156

MULTIFIT Linear Power Output Warranty Standard

15 15-year Product Warranty **30** 30-year Linear Power Warranty



n-type TOPCon 4.0

Novel upgrade, enhancing module efficiency



SMBB Design

Enhancing current collection, minimizing power loss



Better Temperature Coefficient

$\leq -0.29\%/^{\circ}\text{C}$, adapting for high temperature



Bifacial Power Generation

Maximizing bifaciality, boosting backside power output



- IEC 61215, IEC 61730
- ISO 9001:2015:ISO Quality Management System
- ISO 14001:2015:ISO Environment Management System
- ISO 45001:Occupational Health and Safety



625~650W

POWER RANGE

0~+3%

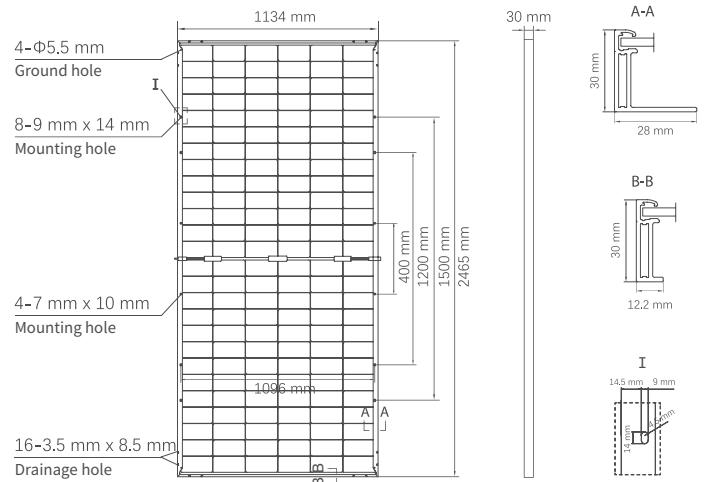
POWER SORTING

23.3%MAX MODULE
EFFICIENCY**≤ 1.0%**FIRST YEAR
POWER DEGRADATION**≤ 0.4%**YEAR 2-30
POWER DEGRADATION

Mechanical Specifications

Outer dimensions (L x W x H)	2465 x 1134 x 30 mm
Cell type	n-type mono-crystalline
No. of cells	156 (6*26)
Frame technology	Aluminum, silver anodized
Front / Back glass	2.0+2.0 mm
Cable length (Including connector)	Portrait: (+)350 mm, (-)250 mm; Customized length
Cable diameter (IEC/UL)	4 mm ² / 12 AWG
① Maximum mechanical test load	5400 Pa (front) / 2400 Pa (back)
Connector type (IEC/UL)	HCB40 (Standard) / MC4-EVO2A (Optional)
Module weight	34.7 kg
Packing unit	36 pcs / box
Weight of packing unit (for 40'HQ container)	1304 kg
Modules per 40' HQ container	576 pcs (Subject to sales contract)

① Refer to Multifit crystalline installation manual or contact technical department.
Maximum Mechanical Test Load=1.5×Maximum Mechanical Design Load.



Electrical Specifications

STC: Irradiance 1000W/m², Cell Temperature 25° C, AM=1.5

	625	630	635	640	645	650
Rated output (Pmpp / Wp)	625	630	635	640	645	650
Rated voltage (Vmpp / V)	47.33	47.51	47.68	47.86	48.03	48.20
Rated current (Impp / A)	13.20	13.26	13.32	13.37	13.43	13.48
Open circuit voltage (Voc / V)	56.28	56.48	56.68	56.88	57.08	57.28
Short circuit current (Isc / A)	13.96	14.02	14.08	14.14	14.20	14.26
Module efficiency	22.4%	22.5%	22.7%	22.9%	23.1%	23.3%

BNPI: Irradiance: front 1000W/m², rear 135W/m², Cell Temperature 25° C, AM=1.5

	685	690	695	700	705	710
Rated output (Pmpp / Wp)	685	690	695	700	705	710
Rated voltage (Vmpp / V)	47.42	47.58	47.74	47.89	48.05	48.20
Rated current (Impp / A)	14.44	14.50	14.56	14.62	14.67	14.73
Open circuit voltage (Voc / V)	56.45	56.64	56.82	57.00	57.17	57.35
Short circuit current (Isc / A)	15.34	15.39	15.45	15.51	15.57	15.63

Temperature Ratings (STC)

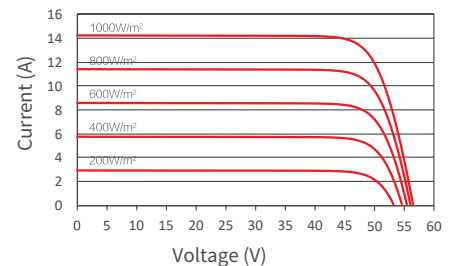
Temperature coefficient (Pmpp)	-0.29%/°C
Temperature coefficient (Isc)	+0.043%/°C
Temperature coefficient (Voc)	-0.25%/°C

Operating Parameters

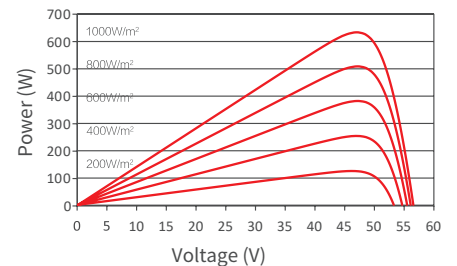
Bifaciality (Pmpp)	80±5%
Junction box IP rating	IP 68
Max. series fuse rating	30 A
Max. system voltage (IEC/UL)	1500V _{DC}

Curve

Current-Voltage (635W)



Power-Voltage (635W)



Current-Voltage (635W)

