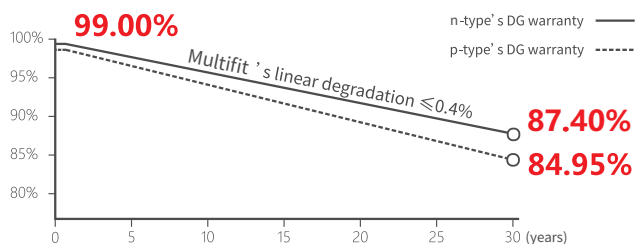


N-TYPE MONO-CRYSTALLINE MODULE

MUL-10M-465M-108

MULTIFIT Linear Power Output Warranty Standard

25 25-year Product Warranty **30** 30-year Linear Power Warranty



n-type TOPCon 4.0

Novel upgrade, enhancing module efficiency



ZBB-TF (Tiling Film)

Zero-busbar integrated interconnection



Sleek Design

≤ 2m² area, easy to transport and install



Integrated Appearance

Streamlined design without busbars or harpoon-like ribbons, perfect for upscale zero-carbon buildings



- IEC 61215, IEC 61730
- ISO 9001:2015:ISO Quality Management System
- ISO 14001:2015:ISO Environment Management System
- ISO 45001:Occupational Health and Safety



445~465W

POWER RANGE

0~+3%

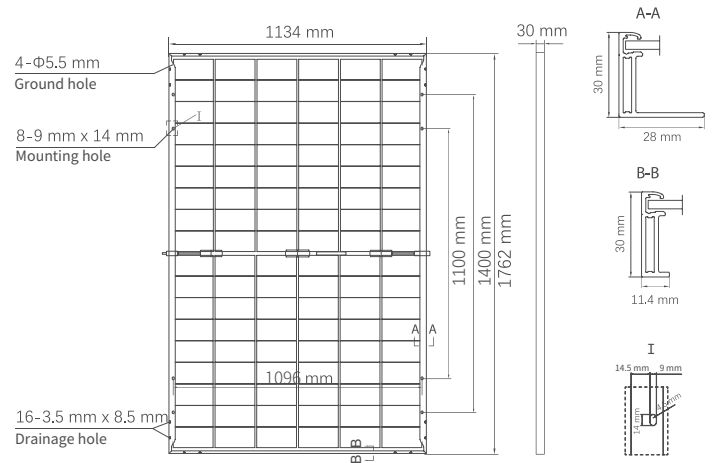
POWER SORTING

23.3%MAX MODULE
EFFICIENCY**≤ 1.0%**FIRST YEAR
POWER DEGRADATION**≤ 0.4%**YEAR 2-30
POWER DEGRADATION

Mechanical Specifications

Outer dimensions (L x W x H)	1762 x 1134 x 30 mm
Cell type	n-type mono-crystalline
No. of cells	108 (6*18)
Frame technology	Aluminum, black or silver anodized
Front / Back glass	1.6+1.6 mm
Cable length (Including connector)	Portrait: (+)350 mm, (-)250 mm; Customized length
Cable diameter (IEC/UL)	4 mm ² / 12 AWG
① Maximum mechanical test load	5400 Pa (front) / 2400 Pa (back)
Connector type (IEC/UL)	HCB40 (Standard) / MC4-EVO2A (Optional)
Module weight	21.5 kg
Packing unit	36 pcs / box
Weight of packing unit (for 40'HQ container)	820 kg
Modules per 40' HQ container	936 pcs (Subject to sales contract)

① Refer to Multifit crystalline installation manual or contact technical department.
Maximum Mechanical Test Load=1.5×Maximum Mechanical Design Load.



Electrical Specifications

STC: Irradiance 1000W/m², Cell Temperature 25° C, AM=1.5

Rated output (Pmpp / Wp)	445	450	455	460	465
Rated voltage (Vmpp / V)	32.77	32.94	33.11	33.28	33.45
Rated current (Impp / A)	13.58	13.66	13.74	13.82	13.90
Open circuit voltage (Voc / V)	39.00	39.20	39.40	39.60	39.80
Short circuit current (Isc / A)	14.26	14.35	14.44	14.52	14.60
Module efficiency	22.3%	22.5%	22.8%	23.0%	23.3%

NMOT: Irradiance 800W/m², Ambient Temperature 20° C, AM=1.5, Wind Speed 1m/s

Rated output (Pmpp / Wp)	334.6	338.4	342.2	345.9	349.7
Rated voltage (Vmpp / V)	30.85	31.01	31.16	31.32	31.48
Rated current (Impp / A)	10.85	10.91	10.98	11.04	11.11
Open circuit voltage (Voc / V)	37.04	37.23	37.42	37.61	37.80
Short circuit current (Isc / A)	11.51	11.58	11.65	11.72	11.79

Electrical Specifications (Integrated power)

Pmpp gain	Pmpp / Wp	Vmpp / V	Impp / A	Voc / V	Isc / A
5%	478	33.39	14.31	39.40	15.16
10%	501	33.39	14.99	39.40	15.88
15%	523	33.39	15.67	39.40	16.60
20%	546	33.39	16.35	39.40	17.32
25%	569	33.39	17.03	39.40	18.04

Electrical characteristics with different rear power gain (reference to 455W)

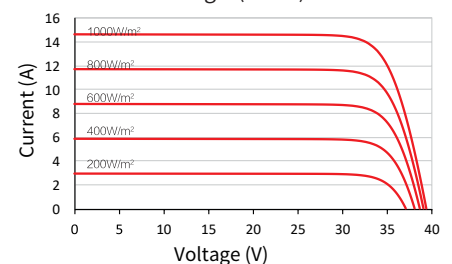
Temperature Ratings (STC)

Operating Parameters

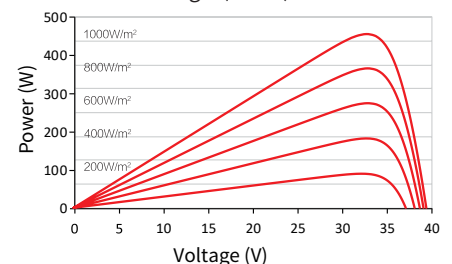
Temperature coefficient (Pmpp)	-0.29%/°C	No. of diodes	3
Temperature coefficient (Isc)	+0.043%/°C	Junction box IP rating	IP 68
Temperature coefficient (Voc)	-0.25%/°C	Max. series fuse rating	30 A
Nominal module operating temperature (NMOT)	41±2°C	Max. system voltage (IEC/UL)	1500V _{DC}

Curve

Current-Voltage (455W)



Power-Voltage (455W)



Current-Voltage (455W)

